



**High Hazels Academy**

The best in everyone™

Part of United Learning

# Parent Reading Workshop

## 2022



Welcome to our reading workshop.



**High Hazels Academy**

The best in everyone™

Part of United Learning

# Why is reading important?

Our mission is to teach every child to read and write - and to keep them reading.

Children who read for enjoyment every day develop a broader vocabulary, increased general knowledge and a better understanding of other cultures and the world around them.

Parents and carers are by far the most important educators in a child's life, you can make a huge difference by supporting your child for a few minutes everyday.

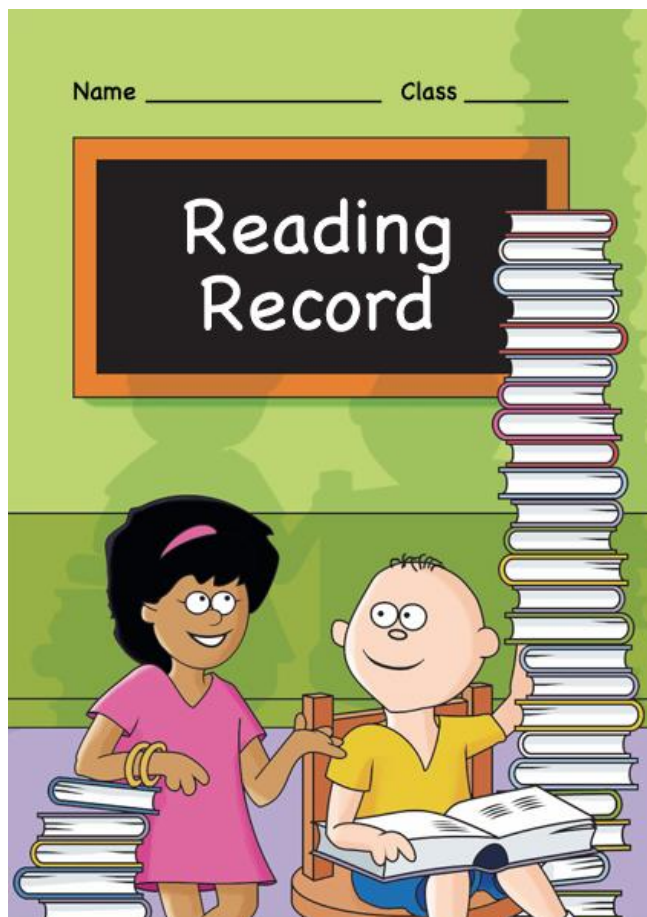
# What is in my child's bookbag?

Your child should have a bookbag. Your child needs to bring this into school everyday .

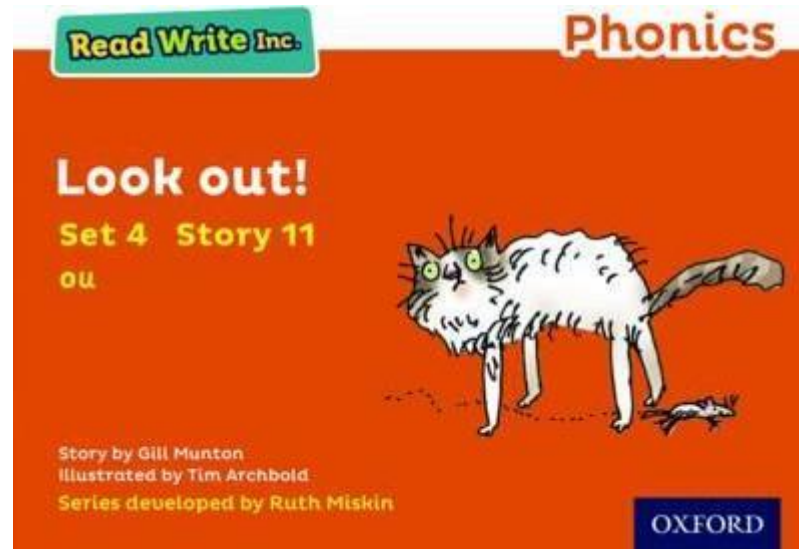


# What is in my child's bookbag?


Inside your child's book bag, you will find the following:



Reading record



Ditty book  
( Phonetically  
decodable )




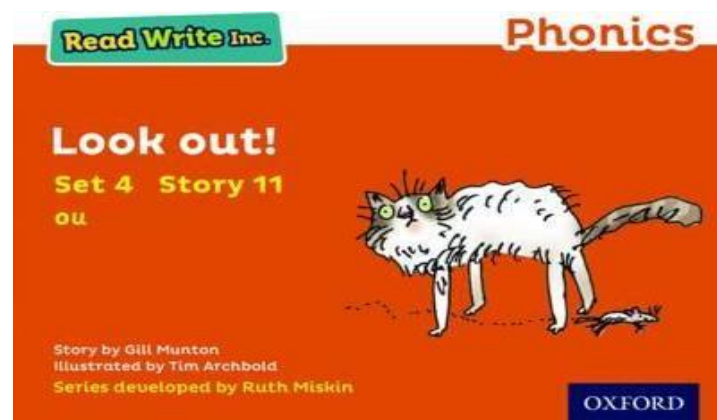
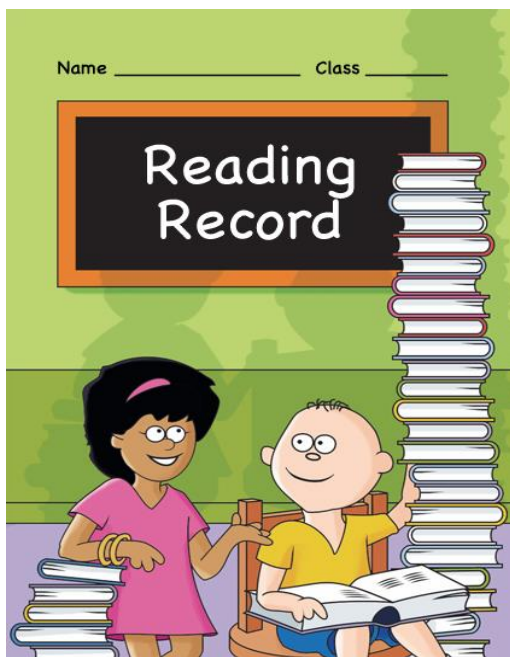
Shared story  
book

# How often will my child receive a new book ?

Shared reading books and ditty books will be changed once a week.

Your child must return the books in order to receive new ones. If a book is not returned or lost we will unfortunately need to replace it, this will mean you will need to pay a £3 charge.

Your child must bring their reading record book in daily.





# How to use your child's reading record book

READING RECORD	
Name:	Class:



DATE	TITLE AND PAGE NUMBER	COMMENTS

## Filling in a reading record.

Date : Please record the date, this will allow us to check how often your child reads at home.

### Book title/Page number:

In this box we write the title of the book.


### Comments:

What did your child do well?  
Could they read all most words?  
Did they enjoy the book?



High Hazels Academy  
The best in everyone™  
Part of United Learning

# Phonics and Reading at High Hazels Academy



Simple Speed Sounds

Consonant sounds - strivily												
f	l	m	n	r	s	v	z	sh	th	ng		
										nk		
Consonant sounds - hourly												
b	c	d	g	h	j	p	qu	t	w	x	y	ch
		k										
Vowel sounds - strivily						Vowel sounds - strivily						
a	e	i	o	u	ay	ee	igh	ow				
Vowel sounds - strivily												
oo	oo	ar	or	air	ir	ou	oy					



# Read, Write, Inc

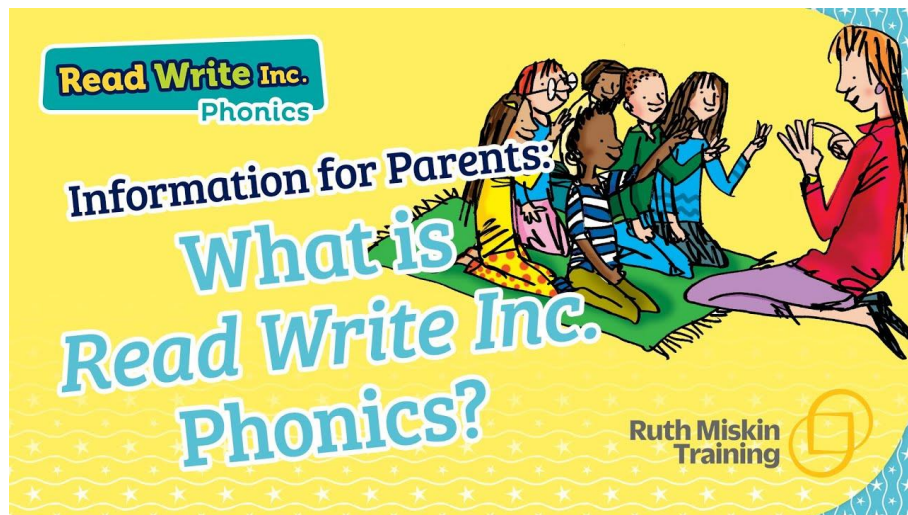
- Read, Write, Inc is a Phonics and Early Reading scheme used across the country. It is a proven synthetic phonics programme that ensures early success in reading. It also encourages and improves children's spelling and writing skills.
- It was developed by Ruth Miskin who, as a reception teacher herself, recognised the importance and difficulty of teaching children to read.
- It is now used widely across the country as a whole school program to teach children how to read.



*Ruth Miskin*



# How does it work?

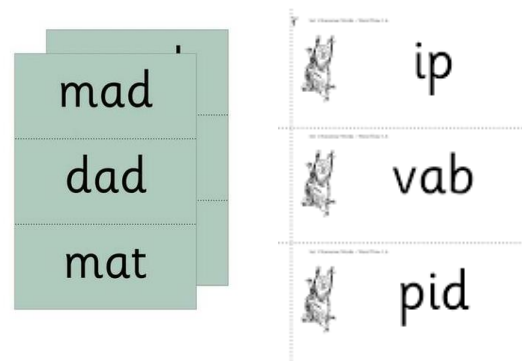


[Parent video](#)


Here at High Hazels we use **Read, Write, Inc** to teach children how to read. They are taught how to read by:



**Sounds**



**Decodable green words  
and nonsense words.**




**Reading books**

Our Phonics teaching begins in Nursery and continues to Y2. Some children in Y3 – Y6 still access Phonics if they have not completed the scheme/are not fluent readers.

# RWI Reading Books



Children are assessed regularly using Phonics assessments which gives each child an accurate reading level based on their phonetical awareness (what sounds they can read and blend).



### Ditty 1: pop

Speed Sounds - read the sounds (not the letter name)

a g t p n s d o i

Green Words - read these words by blending the sounds together

not got sip pop dad did dog


Red Words - read these words but tell your child the word if they get stuck

I the

I got pop

dad got a sip

the dog did not



There are many different levels of RWI books.

## Reading a RWI book in school

FS2, Y1 and Y2 children have a 20 minute reading session in their Phonics lesson.

Children receive a Phonics book in their lesson, read it for 3 days at school before it is sent home. They then keep that book at home for 3 days before returning it to school.

Day 1	New book in RWI session. Previous RWI book sent home.
Day 2	New book continued in RWI session.
Day 3	New book finished in RWI session and sent home. Previous book handed in.

# How to read a RWI book at home?



Ask your children about the front cover/pictures.

**Speed Sounds**

Consonants Ask children to say the sounds.

f	l	m	n	r	s	v	z	sh	th	ng
ff	ll	mm	nn	rr	ss	ve	zz			nk
ph	le	mb	kn	wr	se		se			
					ce		s			

b	c	d	g	h	j	p	qu	t	w	x	y	ch
bb	k	dd	gg		g	pp	tt	wh				tch
	ck				ge							

Each box contains one sound but sometimes more than one grapheme.  
Focus graphemes for this story are circled.

Read the sounds at speed pointing to each one.

**Story Green Words**

Ask children to read the words first as free talk and then say the word.

Mark car park list cheese jar large  
jam tart

---

Ask children to say the syllables and then read the whole word.

coffee shampoo packet

---

Ask children to read the root first and then the whole word with the suffix.

egg → eggs plum → plums nut → nuts  
mushroom → mushrooms

Read the green and red words from the story.



Encourage your children to sound out words they find tricky.

## Alternatives to a physical RWI book

Some children will receive Ditty sheets . Some children will receive QR codes with links to RWI videos to support their reading. These are support your child's early reading.



## Discussion time

Have a look at the books, sheets and QR codes on your tables. Have a go using the QR codes to load some videos.



Any questions, please ask!







**High Hazels Academy**

The best in everyone™

Part of United Learning




# Shared Story Time



**High Hazels Academy**

The best in everyone™

Part of United Learning



## Reading at home

In your book bag there will be a shared story book.

This is for you or somebody at home to read with your child.

It is a special time for you to enjoy.



# Why is it important to read with your child




- Develop a special bond with your child- Great time to relax .
- Role model
- Children are exposed to a range of expression and tone.
- Improves their own reading as they are exposed to a variety of language.
- Increases concentration and discipline.
- Improves imagination and creativity.
- Stimulates their imagination and expands their understanding of the world.
- Creates lifelong love of reading.

# Demonstration



- Sit close together.
- Take a look at the pictures. You don't just have to read the words on the page. Maybe there's something funny in the pictures that you can giggle about together, or perhaps your child enjoys guessing what will happen next.
- Ask questions and talk about the book. Give them space to talk and ask how they feel about the situations in the story.
- Have fun! There's no right or wrong way to share a story – as long as you and your child are having fun. Don't be afraid to act out situations or use funny voices, share a story in your home language. Your child will love it!



Shared reading



Shared Story book

# Talking about books

It is not a test!

Do you like this book; why?

Who is your favourite character?

Tell me about a character in the book.

Which words tell you what the character is like?

How would you feel?

What do you think will happen next?

What would you do?

What have you learned about ..... in your book?

What can you tell me about...?



## Top Tips for reading at home

- Create a quiet and comfortable reading environment.
- Share books every day. Plan reading into your daily routine.
- Talk about the book, e.g. characters, setting, is it entertaining etc.
- Understand it is not a test and it is not a race.
- Boys need to see that reading is something that men do too, so take turns.
- Finally sit, listen and enjoy the time reading (leave the chores at this time, the reader needs to be comfortable and focused).



## Here are some ideas to further encourage your child to read

- Read yourself! It doesn't matter what it is - pick up a newspaper or magazine. Maybe take a look at a cookery book. It could be any in any language.
- Give books as presents.
- Visit the local library together.
- Encourage children to carry a book at all times. That way, they'll never be bored
- Have a family bookshelf.
- Don't panic if your child reads the same book over and over again. This will build their fluency!



Bug Club is still a tool for shared reading.

Children can still listen to a story and enjoy answering questions.



**High Hazels Academy**

The best in everyone™

Part of United Learning

## Thank You, For Your Continued Support

- We hope that this workshop has helped and has given you some supportive and useful information.