

Parent Reading Workshop

2021



Welcome to our reading workshop.



High Hazels Academy

The best in everyone™

Part of United Learning

Why is reading important?

Our mission is to teach every child to read and write - and to keep them reading.

Children who read for enjoyment every day develop a broader vocabulary, increased general knowledge and a better understanding of other cultures and the world around them.

Parents and carers are by far the most important educators in a child's life, you can make a huge difference by supporting your child for a few minutes everyday.

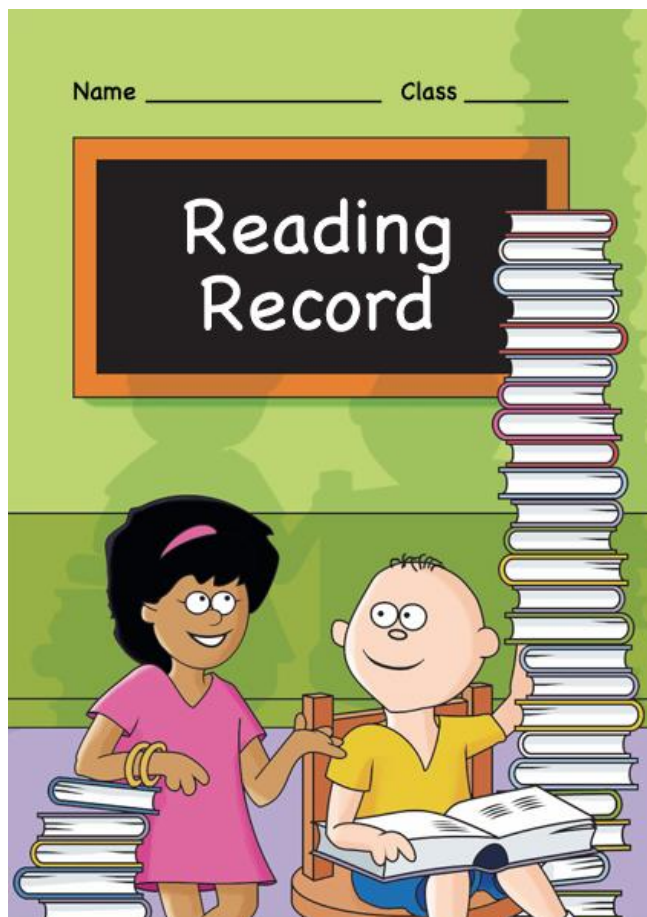
What is in my child's bookbag?

Your child should have a bookbag. Your child needs to bring this into school everyday .

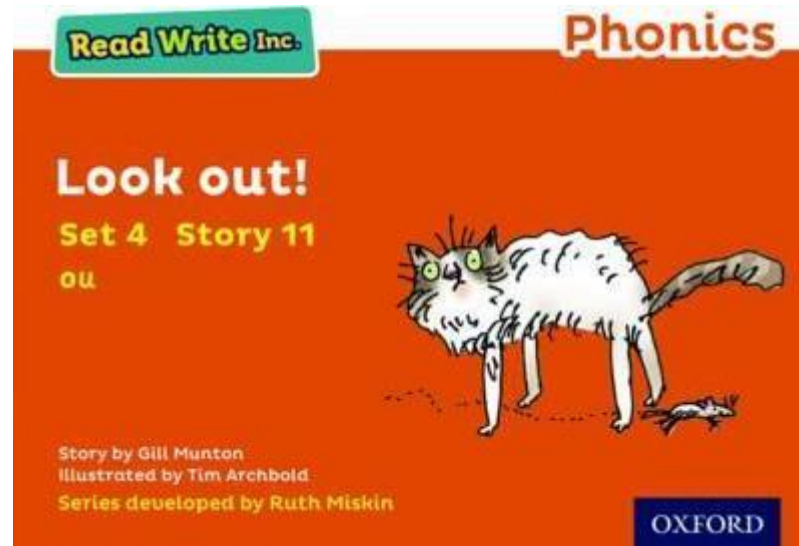


What is in my child's bookbag?


Inside your child's book bag, you will find the following:



Reading record



Ditty book
(Phonetically
decodable)




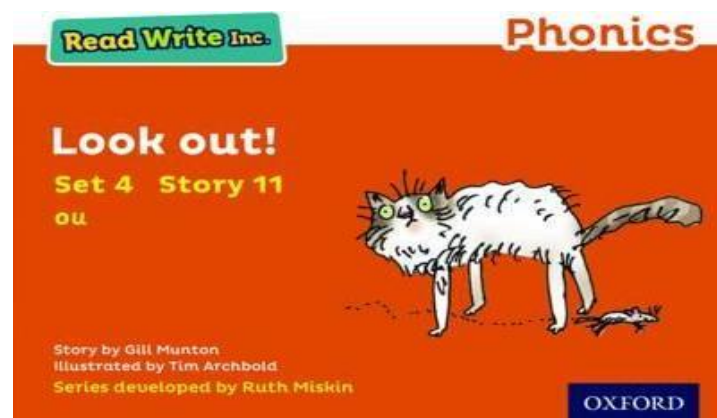
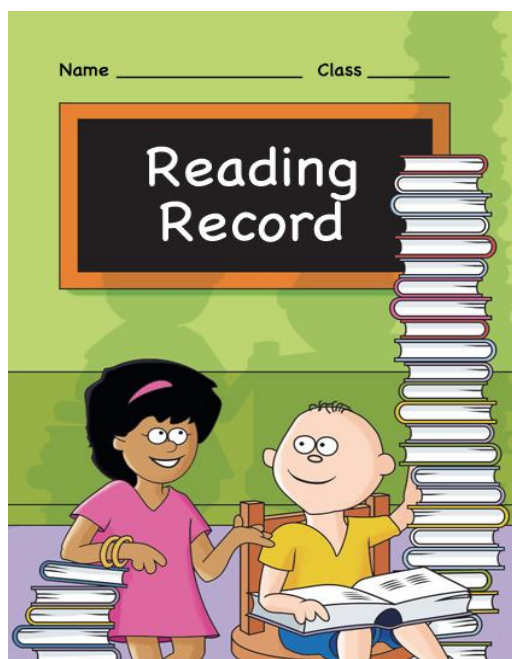
Shared story
book

How often will my child receive a new book ?

Shared reading books and ditty books will be changed once a week.

Your child must return the books in order to receive new ones. If a book is not returned or lost we will unfortunately need to replace it, this will mean you will need to pay a £3 charge.

Your child must bring their reading record book in daily.

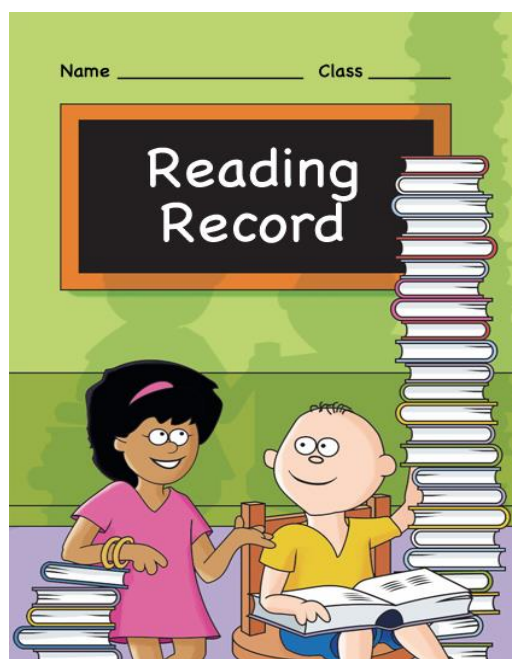


How to use your child's reading record book

Keeping a reading record allows children to respond and engage with what they have just read.

Keeping reading records will encourage children to keep track of the volume of books they are reading.

Watching the list of books, they have read grow can get children excited about reading and encourage them to maintain a reading habit.

[illegible]

How to use your child's reading record book

READING RECORD		
Name:		Class:
DATE	TITLE AND PAGE NUMBER	COMMENTS



Filling in a reading record.

Date : Please record the date, this will allow us to check how often your child reads at home.


Book title/Page number:
In this box we write the title of the book.

Comments:
What did your child do well?
Could they read all most words?
Did they enjoy the book?



High Hazels Academy
The best in everyone™
Part of United Learning

Phonics and Reading at High Hazels Academy




Simple Speed Sounds											
Consonant sounds - smoothly											
f	l	m	n	r	s	v	z	sh	th	ng	
										nk	
Consonant sounds - bouncily											
b	c	d	g	h	j	p	qu	t	w	x	y
	k										ch
Vowel sounds - smoothly						Vowel sounds - stretchily					
a	e	i	o	u	ay	ee	igh	ow			
Vowel sounds - stretchily											
oo	oo	ar	or	air	ir	ou	oy				

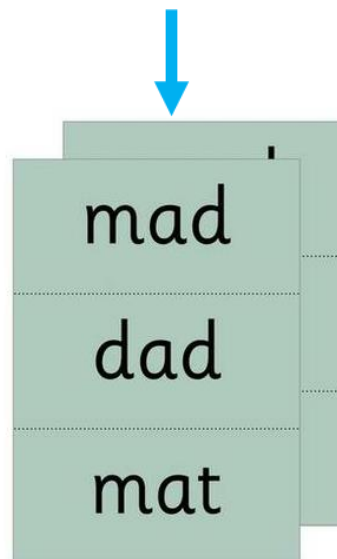
Read, Write, Inc

Here at High Hazels we use **Read, Write, Inc** to teach children how to read. They are taught how to read:

sounds



words



texts



All these combined enable fluent, accurate readers.

Read, Write, Inc is a literacy programme designed and developed to create fluent, accurate readers. It teaches children how to read with good comprehension and accuracy when reading aloud.

RWI Reading Books



Children are assessed regularly using Phonics assessments which gives each child an accurate reading level based on their phonetical awareness (what sounds they can read and blend).

There are 9 different levels of RWI books.

Ditty 1: pop

Speed Sounds - read the sounds (not the letter name)

a g t p n s d o i

Green Words - read these words by blending the sounds together

not got sip pop dad did dog


Red Words - read these words but tell your child the word if they get stuck

I the

I got pop

dad got a sip

the dog did not



Reading a RWI book in school

Y1 children have a 20 minute reading session in their RWI lesson.

In school we do a four day cycle with each book.

Day 1	Day 2	Day 3	Day 4
Story introduction	Second read (building on fluency)	Questions	Grammar day

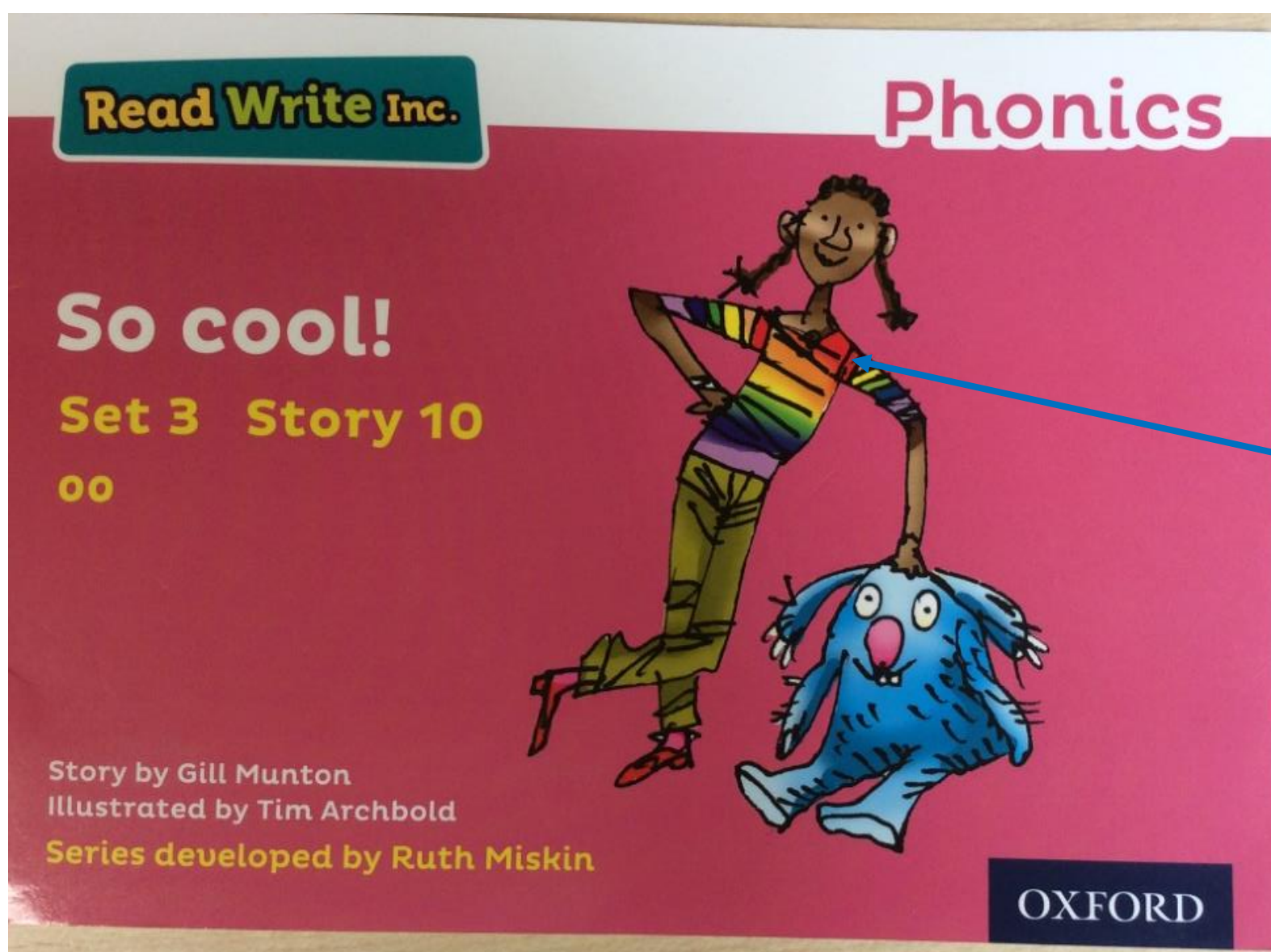
A new RWI book will be sent home with your child every Monday.



High Hazels Academy
The best in everyone™
Part of United Learning

Reading a RWI book at home

First step: **Book talk**



*Ask your children
about the front
cover/pictures...*



Reading a RWI book at home

First step: **Speed Sounds**

Speed Sounds

Get your child to read to these sounds at speed – pointing to each one...

Consonants

Ask children to say the sounds.

f	l	m	n	r	s	v	z	sh	th	ng
ff	ll		nn		ss	ve	zz			nk
	le		kn				s			

b	c	d	g	h	j	p	qu	t	w	x	y	ch
bb	k	dd	gg			pp		tt	wh			tch
	ck											

*Each box contains one sound but sometimes more than one grapheme.
Focus graphemes for this story are **circled**.*



High Hazels Academy
The best in everyone™
Part of United Learning

Reading a RWI book at home

Next step: **Green words**

☆ ☆ ☆

Story Green Words

Ask children to read the words first in Fred Talk and then say the word.

pool bowl cheese bunk beds

Ask children to say the syllables and then read the whole word.

pasta playroom bedroom rocket
bathroom kangaroo beetroot mushroom
cockatoo

Ask children to read the root first and then the whole word with the suffix.

pillow → pillows swim → swimming



High Hazels Academy
The best in everyone™
Part of United Learning

Reading a RWI book at home

Then: **Red words**

Note: Red words cannot be sounded out.

Red Words *Ask children to practise reading the words across the rows, down the columns and in and out of order clearly and quickly.*

be	the	my	no
so	all	I've	she
some	want	said	he
you	your	to	her



Reading a RWI book at home

After that: **Read the text**

So cool!

When I grow up, I will
get **my** own flat.

I will have:

- a big playroom



*Encourage
your children
to sound out
words they
find tricky.*



High Hazels Academy
The best in everyone™
Part of United Learning

Reading a RWI book at home

Next: **Use some of the question prompts**

Questions to talk about

Ask children to TTYP for each question using 'Fastest finger' (FF) or 'Have a think' (HaT).

- p.8** (FF) What is the first thing she will have in her flat?
- p.9** (FF) What will her pillows have on them?
- p.10** (FF) How many cockatoos does she want?
- p.12** (HaT) What does she think the 'right foods' are? Do you agree?

This is where you can add your own questions too!



Reading a RWI book at home

Finally: **Read the speedy green words**

Speedy Green Words

Ask children to practise reading the words across the rows, down the columns and in and out of order clearly and quickly.

grow	own	sleep	food
cool	grow	own	cool
food	when	will	dog
have	sleep	right	three

15




High Hazels Academy
The best in everyone™
Part of United Learning



Shared Story Time



High Hazels Academy
The best in everyone™
Part of United Learning



Reading at home

In your book bag there will be a shared story book.

This is for you or somebody at home to read with your child.

It is a special time for you to enjoy.



Why is it important to read with your child



- Develop a special bond with your child- Great time to relax .
- Role model
- Children are exposed to a range of expression and tone.
- Improves their own reading as they are exposed to a variety of language.
- Increases concentration and discipline.
- Improves imagination and creativity.
- Stimulates their imagination and expands their understanding of the world.
- Creates lifelong love of reading.

Demonstration



- Sit close together.
- Take a look at the pictures. You don't just have to read the words on the page. Maybe there's something funny in the pictures that you can giggle about together, or perhaps your child enjoys guessing what will happen next.
- Ask questions and talk about the book. Give them space to talk and ask how they feel about the situations in the story.
- Have fun! There's no right or wrong way to share a story – as long as you and your child are having fun. Don't be afraid to act out situations or use funny voices, share a story in your home language. Your child will love it!

Talking about books

It is not a test!

Do you like this book; why?

Who is your favourite character?

Tell me about a character in the book.

Which words tell you what the character is like?

How would you feel?

What do you think will happen next?

What would you do?

What have you learned about in your book?

What can you tell me about...?



Top Tips for reading at home

- Create a quiet and comfortable reading environment.
- Share books everyday. Plan reading into your daily routine.
- Talk about the book, e.g. characters, setting, is it entertaining etc.
- Understand it is not a test and its not a race.
- Boys need to see that reading is something that men do too. So take turns.
- Finally sit, listen and enjoy the time reading (leave the chores at this time, the reader needs to be comfortable and focused).

Here are some ideas to further encourage your child to read

- Read yourself! It doesn't matter what it is - pick up a newspaper or magazine. Maybe take a look at a cookery book. It could be any in any language.
- Give books as presents.
- Visit the local library together.
- Encourage children to carry a book at all times. That way, they'll never be bored
- Have a family bookshelf.
- Don't panic if your child reads the same book over and over again. This will build their fluency!



Bug Club is still a tool for shared reading.

Children can still listen to a story and
enjoy answering questions.



High Hazels Academy
The best in everyone™
Part of United Learning

Thank You, For Your Continued Support

- We hope that this workshop has helped and has given you some supportive and useful information.